

Project

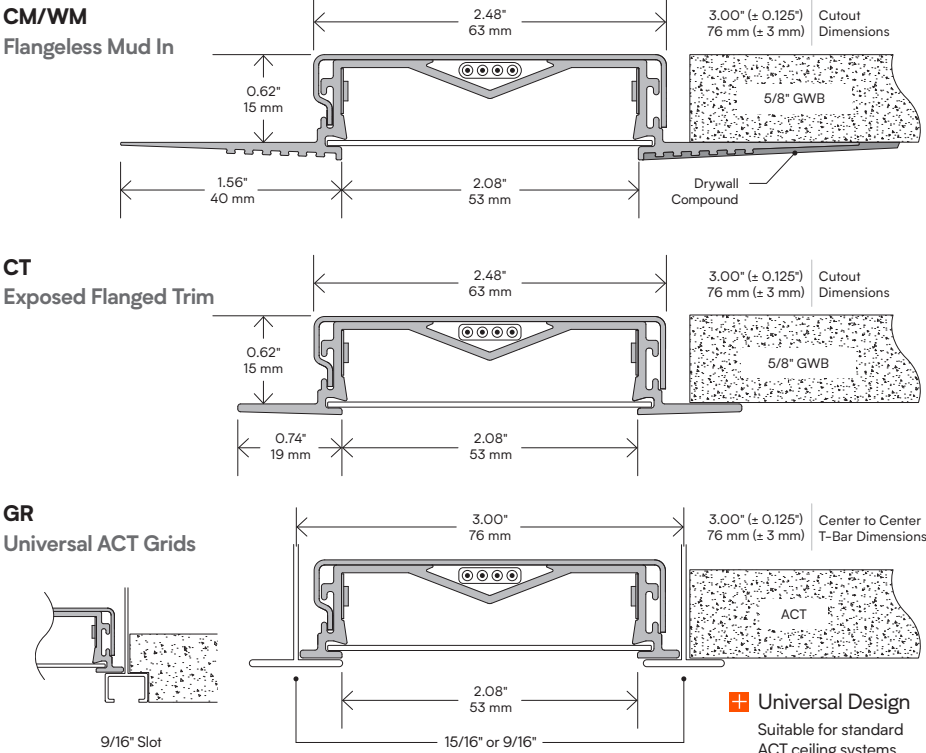
Catalog Number

Type

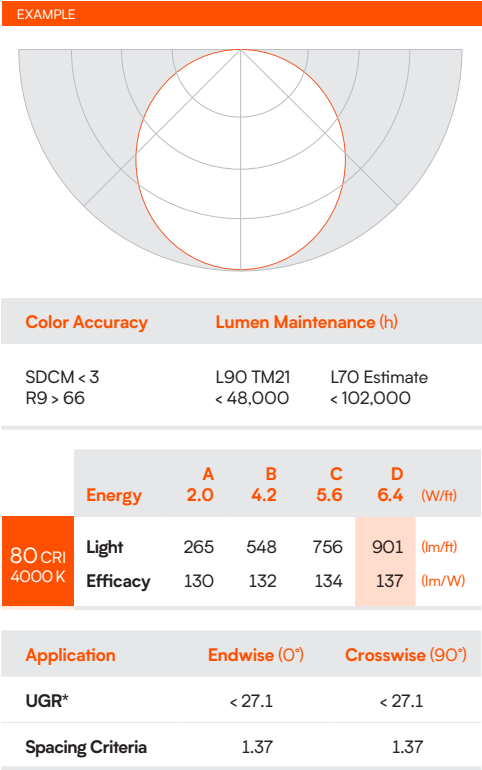
- No advanced site framing or coordination required
 - Simple and variable positioning avoids structural and mechanical obstructions
 - Visually soft and comfortable featuring a continuous lens design with no breaks, gaps, or visibility of the LED source
 - Up to 137 lm/W efficacy
- Factory assembled modules eliminate on-site assembly, LED installation, wiring and soldering with an integrated wiring harness
 - Trimless and flanged versions for patterns and continuous runs in 1" increments in ceiling or wall conditions
 - Bring line voltage power to any driver or jumper location



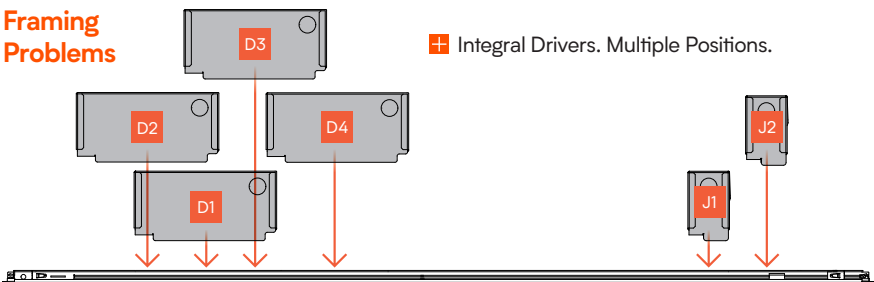
Dimensions



Performance See page 3 for more detail.

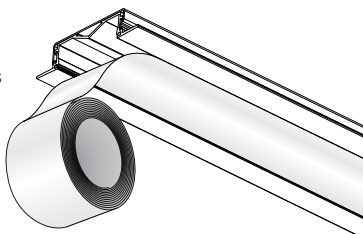


No Framing
No Problems



No Gaps
No Seams

Continuous Lens
up to 100'



Project

Type

Catalog Number

NT2				X			X															
1	2	ft	3A	in		ft	3B	in		ft	3C	in	4	5	6	7	8	9	10	11	12	13

Family	Style	Mounting				
1. Product	2. Shape	3. Length (Specify in feet and inches) ¹			4. Endcap	5. Surface Type
NT2 Interspace	Linear	A	B	C	F Flat	ACT Grid Ceilings
	SR Straight Run	ft in	ft in	ft in		GR 9/16" or 15/16" Universal T-Grid
						Universal design fits most 9/16" and 15/16" flat, slot and regular ACT grid ceiling systems. For compatibility details, see page 4.
	Open Shape					
	L2 L-Shape					
	C3 C-Shape					
	Z3 Z-Shape					
	Closed Shape					5/8" GWB Drywall/Sheetrock
	S1 Square					Ceiling Installations
	R2 Rectangle					CM Flangeless Mud-In
					CT Exposed Flanged Trim	
					Wall Installations	
					WM Flangeless Mud-In	
	Custom Pattern ²					
	ZZ *contact factory	1. For lengths in 1" increments under 4 ft, consult factory 2. For custom patterns, multi-plane designs and ceiling-to-wall transitions please contact factory.				

Light

6. Optics		7. Output			8. CRI + CCT	
FD Continuous Seamless Flat Diffusion Lens	A	250 lm/ft	2.0 W/ft	130 lm/W	8030	80 CRI + 3000 K
	B	500 lm/ft	4.2 W/ft	132 lm/W	8035	80 CRI + 3500 K
	C	750 lm/ft	5.6 W/ft	134 lm/W	8040	80 CRI + 4000 K
	D	900 lm/ft	6.4 W/ft	137 lm/W		
					9030	90 CRI + 3000 K
					9035	90 CRI + 3500 K
All values are nominal based on a 4' luminaire @ 80 CRI + 4000 K					9040	90 CRI + 4000 K

Electrical

Optional

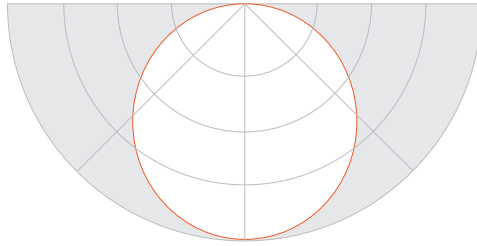
9. Driver	10. Circuiting	11. Voltage	12. Battery	13. Chicago Plenum
eldoLED 0-10 V Dimming* E1 ≤ 1% (ECO/OPTO) ¹ E2 ≤ 0.1% (SOLO) ² 1. For A Output with E1 in patterns, consult factory. 2. For A or B Output with E2 <0.1%, consult factory. * For other driver and protocol options, contact factory.	A 1 CCT B 1 CCT - 2 Zone	M 120 V - 277 V Universal Multi-Volt	Remote Battery Pack BZ None B# IOTA BP Quantity: Remote battery pack and test light/switch require mounting in an accessible location. For additional details on EM Batt, refer to Specifications section on last page.	CZ None CP Chicago Plenum (CCEA)

Performance

Interspace
900 lm/ft (D)
80 CRI + 4000 K (8040)

NT2-SR-4_0-F-GR-FD-D-8040-E1-A-M

Delivered Lumens	4365 lm
System Watts	32 W
Efficacy	137 lm/W
CRI (K)	84 (4000 K)
SC	1.37



Flat Diffuse Optic (FD)	Light (lm)	Energy (W)	Efficacy (lm/W)	Intensity¹ (cd)	Luminance¹ (cd/m²)	UGR*	
						Endwise	Crosswise
80 CRI 3000 K	A 996	8.1	122	347	4940	22	22
	B 2103	16.7	126	732	10431	24.6	24.6
	C 3156	22.4	128	1097	15667	26	26
	D 3477	25.4	135	1208	17236	26.3	26.3
80 CRI 3500 K	A 1003	8.1	123	349	4972	22	22
	B 2116	16.7	127	736	10497	24.6	24.6
	C 3176	22.4	129	1104	15764	26	26
	D 3500	24.5	136	1216	17343	26.4	26.4
80 CRI 4000 K	A 1061	8.1	130	361	5146	22.1	22.1
	B 2190	16.7	132	762	10867	24.7	24.7
	C 3287	22.4	134	1143	16319	26.1	26.1
	D 3623	25.4	137	1258	17954	26.5	26.5

All values based on 4 ft luminaire @ 80 CRI + 4000 K.

¹Max 45°-90°

LM79 Independent Testing:

All photometry conducted by an independent, certified laboratory in accordance with IESNA LM-79-08 and ANSI C78.377.2011.

Test results shown in the tables for all optical variants at all lumen outputs and wattages have been conducted on a 4 ft luminaire at 80 CRI with 4000 K. Other results are scaled using factors as below.

Luminaire finishes other than factory standard white may result in minor reductions of lumen output and luminaire efficacy.

Current photometric files in .IES format can be downloaded at www.mindsetlighting.com

UGR Values:*

Unified Glare Ratio (UGR) is calculated in accordance with CIE 117-1995. Reference conditions of 4H x 8H x 1H and reflectances of 70/50/20% have been applied using the procedure described in CIE 190-2010. UGR values calculated with this method are considered "Luminaire-UGR" and/or "Point-UGR" values and are for reference only. UGR values vary based on specific luminaire options and are significantly affected by application dependent parameters.

To determine a more precise maximum UGR value ("Application-UGR"), a comprehensive lighting design should be completed with the selected luminaire using its specific photometric file.

Current photometric files in .IES format can be downloaded at www.mindsetlighting.com

Color Accuracy

CRI	Color	3000 K	3500 K	4000 K
80	CRI	84	85	84
	R9	19	17	14
	SCDM	≤ 3	≤ 3	≤ 3
90	CRI	94	94	94
	R9	69	74	76
	SCDM	≤ 3	≤ 3	≤ 3

CCT + CRI Scaling

Color (CCT)	80 CRI	90 CRI
3000 K	0.96	0.79
3500 K	0.97	0.80
4000 K	1.00	0.82

LED Life

Lumen Maintenance


L90 TM21	L70 Estimate
≥ 48,000 h	≥ 102,000 h

Battery Output (90 min)

Color (CCT)	80 CRI	90 CRI
3000 K	1,601 lm	1,318 lm
3500 K	1,618 lm	1,334 lm
4000 K	1,668 lm	1,368 lm

Ceilings and Trim


GR — Universal T-Grid



CM — Flangeless Mud-In



CT — Exposed Flanged Trim



Ceiling to Wall

GR/WM — Universal T-Grid to Flangeless Mud-In



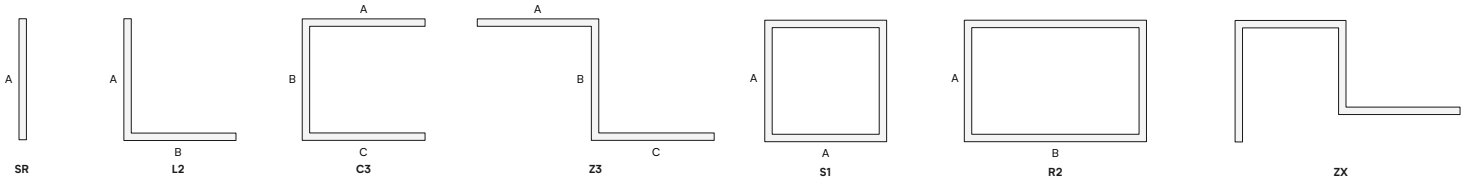
CM/WM — Flangeless Mud-In Drywall



Universal Ceiling to Wall Mount



Corners and Patterns*



* NOTE: Corners are integral with patterns. Specify nominal segment lengths to outside dimensions.

Application Notes

Universal T-Grid (GR)

- Dimensions are always in between outside T centerlines. They do not represent the actual length of the fixture.
- For lengths in 1" increments under 4 ft, consult factory
- Minimum available length is 24"
- For patterns, power drop cannot be located at corners
- Open pattern length limitations: <31" and 44"-53"
- Closed pattern length limitations: <37" and 51"-59"

Ceiling-to-Wall

- Wall installation must be at least 6" above the floor plane
- For vertical wall installation, Flangeless Mud-In (CM) version must be used
- Vertical wall installation is factory default. Horizontal wall mounting to be provided by others
- Wall-to-wall transitions currently unavailable

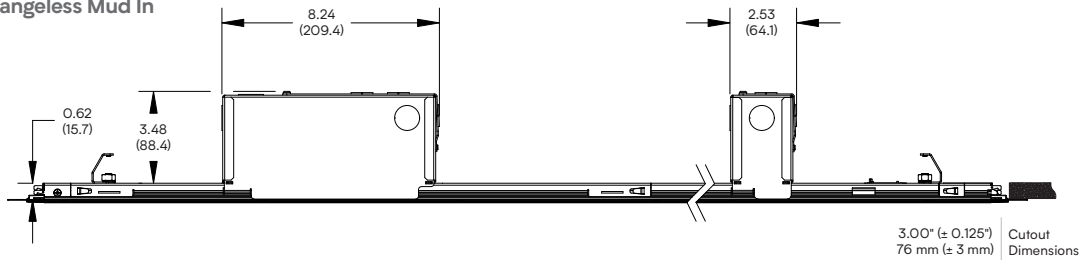
Flanged Trim (CT) + Flangeless (CM)

- All length dimensions calculated from fixture centerline
- For 1" incremental lengths less than 4 ft consult factory
- Minimum available length is 24"
- For patterns, power drop cannot be located at corners
- Open pattern length limitations: <30" and 43"-53"
- Closed pattern length limitations: <36" and 49"-59"

Driver Dimensions

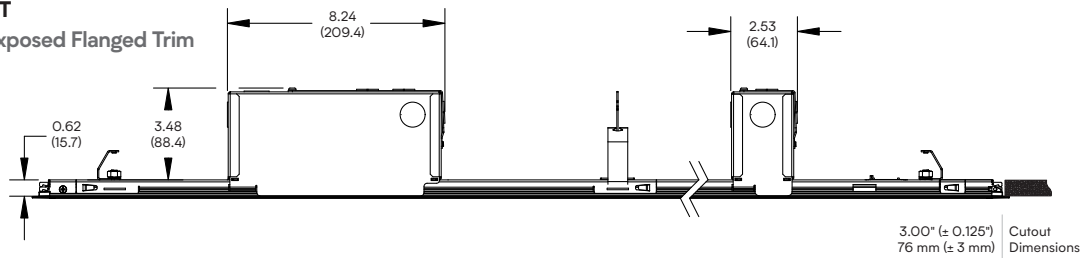
CM/WM

Flangeless Mud In



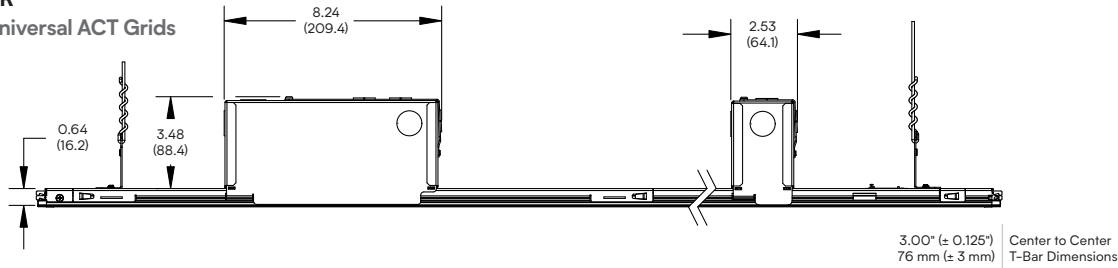
CT

Exposed Flanged Trim

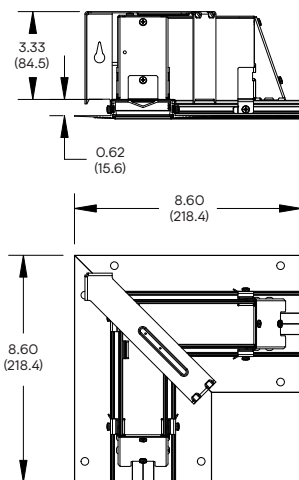


GR

Universal ACT Grids

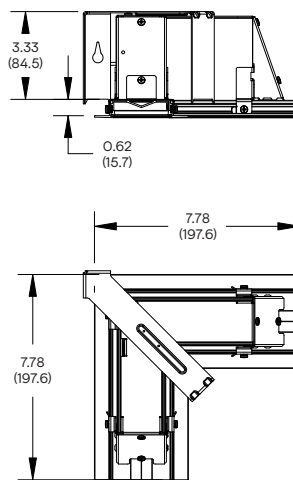


Corner Dimensions*



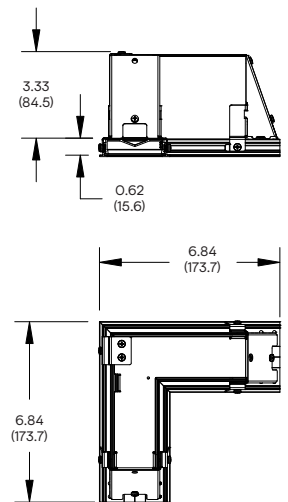
CM/WM

Flangeless Mud In



CT

Exposed Flanged Trim



GR

Universal ACT Grids

* NOTE: Corners are integral with patterns. Specify nominal segment lengths to outside dimensions.

Specifications

Construction

- Nominal Grid: 4.17" x 2.67"
- Nominal Trim: 4.17" x 3.60"
- Nominal Trimless: 4.17" x 5.20"
- Extruded aluminum housing with steel construction combination
- Cast aluminum end caps
- Stainless steel and zinc plated fasteners
- Formed 20 gauge steel housing cover and components
- High reflectance diffuse white textured powdercoat
- Universal integral T-bar tabs with seismic restraint tie-offs
- Quick wire access plate

Finish

- Powdercoated in white

Optical & Distribution

- Seamless flat diffusion lens (FD) optic to provide precise distribution for specific applications

LED Components

- Linear: light engines – 3000 K to 4000 K CCT in 80 CRI and 90 CRI variants

Electrical

- Long-life: greater than 102000 (L70) hours minimizing maintenance frequency at environmental temperatures up to 40°C. LEDs, coupled with high-efficiency drivers, provide superior quality of illumination and extended life.
- Electrical connections designed with connectors made at fixture level for quick safe connections

Emergency

- Optional battery pack delivers 10W Class 2 rated supply for 90 mins. To estimate input emergency flux use 12W input energy, typical 1000lm – 1500lm (@100 – 150 lm/W)

Color Consistency

- Light engines use a precise binning algorithm which creates a consistent color temperature. The color is a variation of no greater than a 3.0 Step MacAdam (3.0 SDCM) along the black body locus

Driver

- Linear drivers provide natural dimming with smooth, continuous and flicker-free dimming. Operates between 120 VAC and 277 VAC, with low inrush current (NEMA 410) and THD < 20%. Meets FCC Title 47 C.F.R. 15

Class A or Class B requirements.

- Mindset lighting Inc. luminaires incorporating this driver performs within the recommended operating areas for flicker as a function of frequency and modulation (%) outlined in IEEE Standard 1789-2015 (IEEE Recommended Practices for Modulating Current in High-Brightness LEDs for Mitigating Health Risks to Viewers), in typical operating conditions at representative dimming levels

Approvals

- Conforms to UL 1598 (USA)
- Conforms to CSA C22.2 No. 250.0:21 (Canada)
- CCEA Chicago Plenum
- DLC
- Declare; Third Party Verified, Red List Declared
- Title 24 / JA8 Certified

Independent Testing

- IESNA LM79
- IESNA LM80 (LED @ 10,000 h)

Environment & Care

- Suitable for damp location with ambient temperatures of 32–86°F (0–30 °C). Damage from contaminants is not covered under warranty. Chemicals such as chlorine, solvents, ammonia, alcohol or sulfur in the environment of operation of the product(s) and/or during cleaning the product(s)

Weight

- Grid fixture only : ~1.8 lb/ft (2.69 kg/m)
- Trim fixture only: ~1.9 lb/ft (2.82 kg/m)
- Trimless fixture only: ~2.1 lb/ft (3.12 kg/m)

Warranty

5 year limited warranty on all components and workmanship. For complete warranty terms, refer to www.mindsetlighting.com/termsandconditions

Note: Actual performance may differ as a result of the end-user environment and application. All values are design or typical values, measured under laboratory conditions at 23 °C

Specifications subject to change without notice

Declare.

Interspace Recessed Slot (5/8" D x 2" W) Mindset Lighting

Final Assembly: Vancouver, British Columbia, Canada
Life Expectancy: 10+ Year(s)
End of Life Options: Salvageable/Reusable in its Entirety, Recyclable (93%), Landfill (7%)

Ingredients:

Housing Enclosure: Steel 1018; **Exterior Housing:** Aluminum 6063; **LED:** Small Electrical Component, LED¹; **Indirect Optics:** Polymethyl methacrylate; **Driver Wiring:** Small Electrical Component, Driver¹; **Powder Coating, White:** 1,3,5-Triglycidyl-s-triazinetriene; Titanium dioxide; Aluminum hydroxide; **Fasteners:** Stainless Steel 304; **Optics:** Polyethylene Terephthalate; **Die Cast Endcaps:** Aluminum 380; **Wire Management:** Polyvinyl chloride; **Wire Channel:** Polyvinyl chloride; **Adhesive:** Polyethylene Terephthalate; **Rivets:** Aluminum 380

¹LBC Temp Exception RL-002 - Small Electrical Components

Living Building Challenge Criteria:

I-13 Red List:

- ☐ LBC Red List Free % Disclosed: 100% at 100ppm
☐ LBC Red List Approved VOC Content: Not Applicable
☒ Declared

I-10 Interior Performance: Not Applicable

I-14 Responsible Sourcing: Not Applicable

MSL-0003
 EXP: 01 MAR 2026
 Original Issue Date: 2025

Third
Party
Verified

MANUFACTURER CLAIMS VERIFIED BY A GREENER SPACE
 INTERNATIONAL LIVING FUTURE INSTITUTE™ living-future.org/declare